
Bulletin Board Ideas For The Classroom

Rachel Friesenhahn

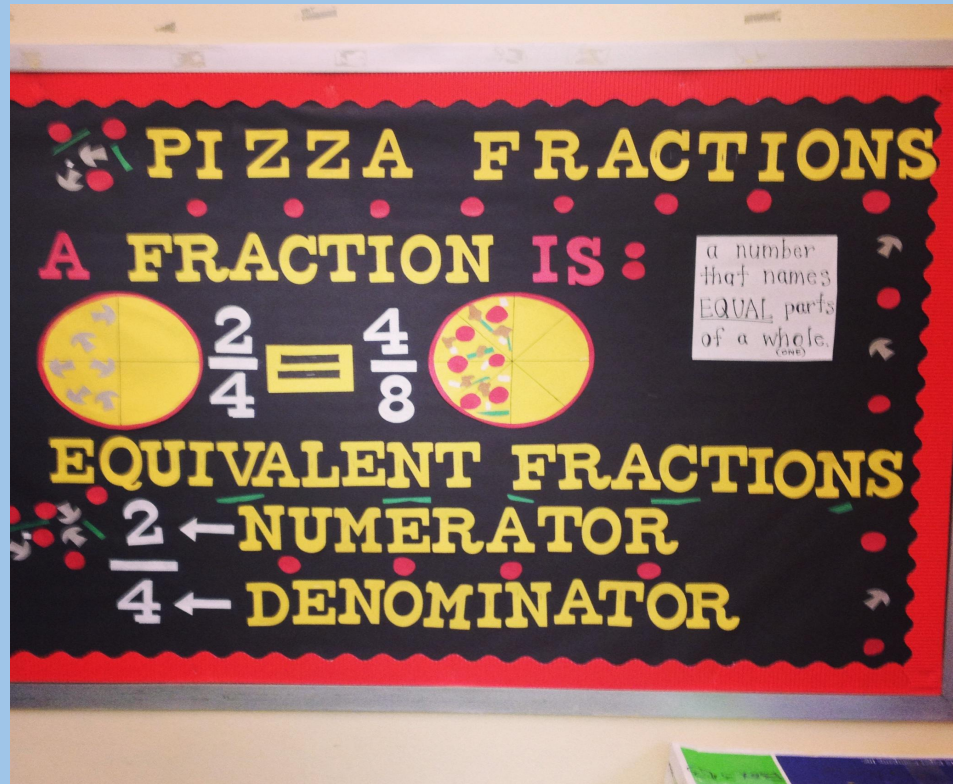
Math Bulletin Boards

Fractions Board

Objective: This board displays an example of how to write fractions along with a visual representation so it is easier for the kids to comprehend the material.

Target Audience: I think this would be for first or second grade because it is only simple fractions that this demonstrates.

Approximate Prep. Time: This would probably take an hour at the most.

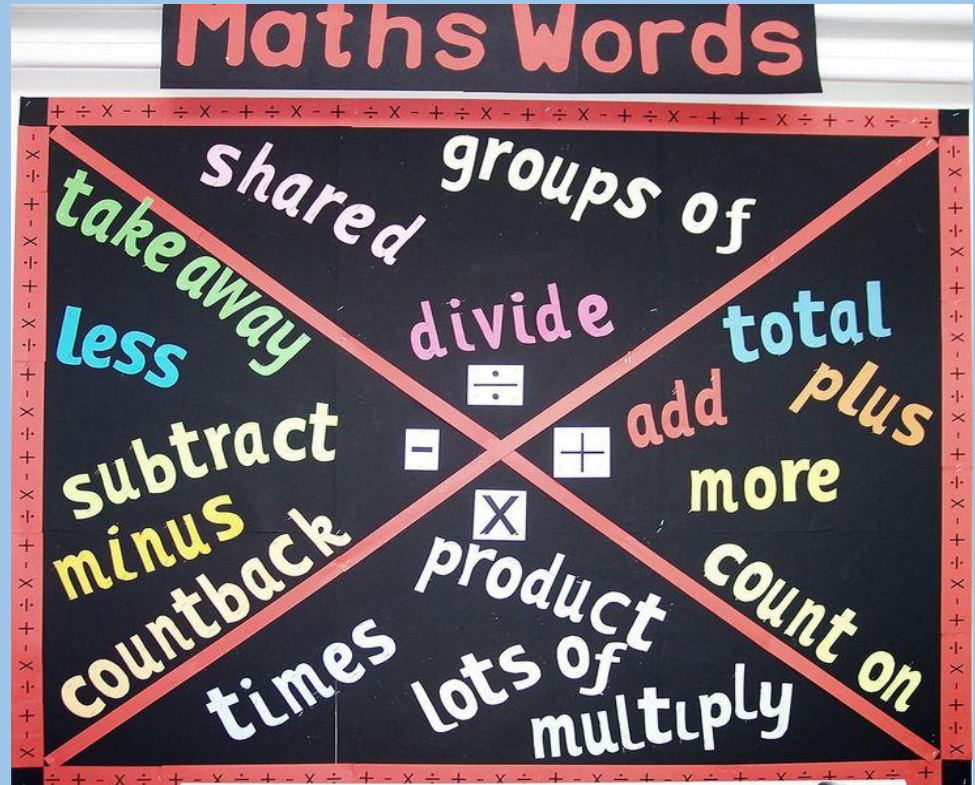


Math Vocab Board

Objective: This board teaches the different vocabulary that are associated with the math sign, which the students will see in word problems.

Target Audience: I think this would be used from third to fifth grade.

Approximate Prep. Time: This should take about thirty minutes.



Multiplication Board

Objective: This board provides the students with a visual representation so they can see how multiplication works drawn out.

Target Audience: This would probably be used in first or second grade.

Approximate Prep. Time: This should take an hour at the most.

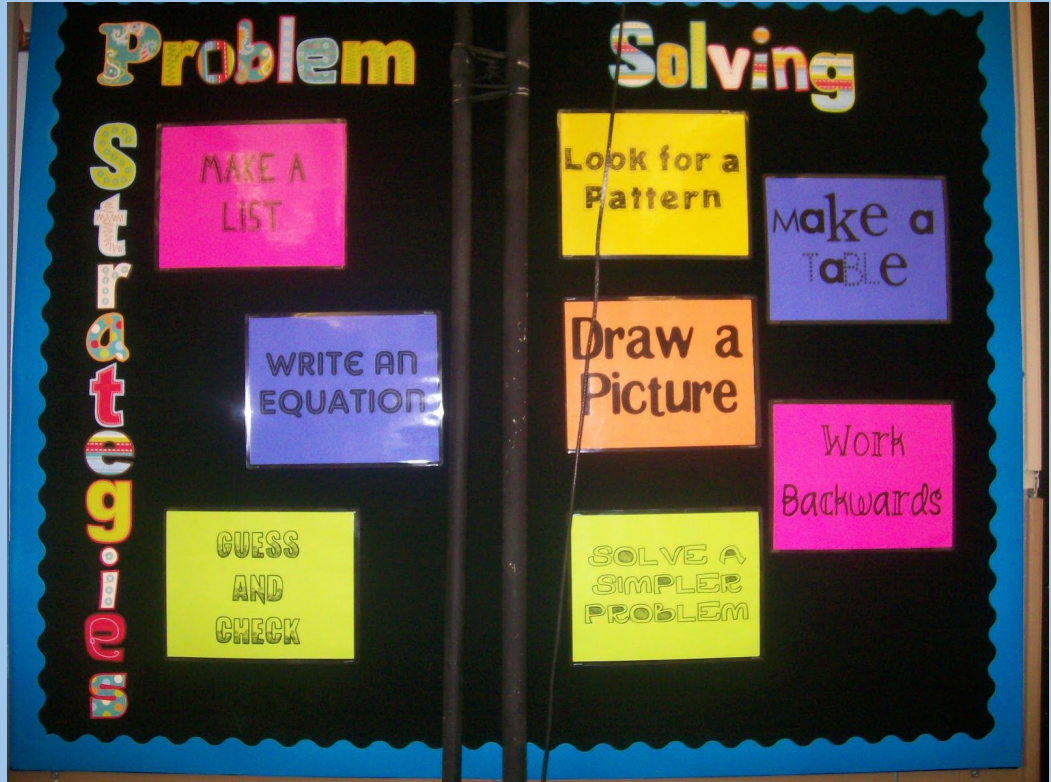


Problem Solving Board

Objective: This board displays all of the different tools that the students should use for solving problems. This would be a great reminder to help the students if they get stuck on a math problem.

Target Audience: This could be used for fourth and fifth graders because they solve more complex word problems.

Approximate Prep. Time: This should only take 20 to 30 minutes.



Science Bulletin Boards

Scientific Method Board

Objective: This board illustrates the scientific method in the correct order to teach the kids the process they should go through during experiments.

Target Audience: I would use this in a fifth grade classroom, because that is when they start doing more advanced science assignments.

Approximate Prep. Time: This may take about 30 to 45 minutes to complete.

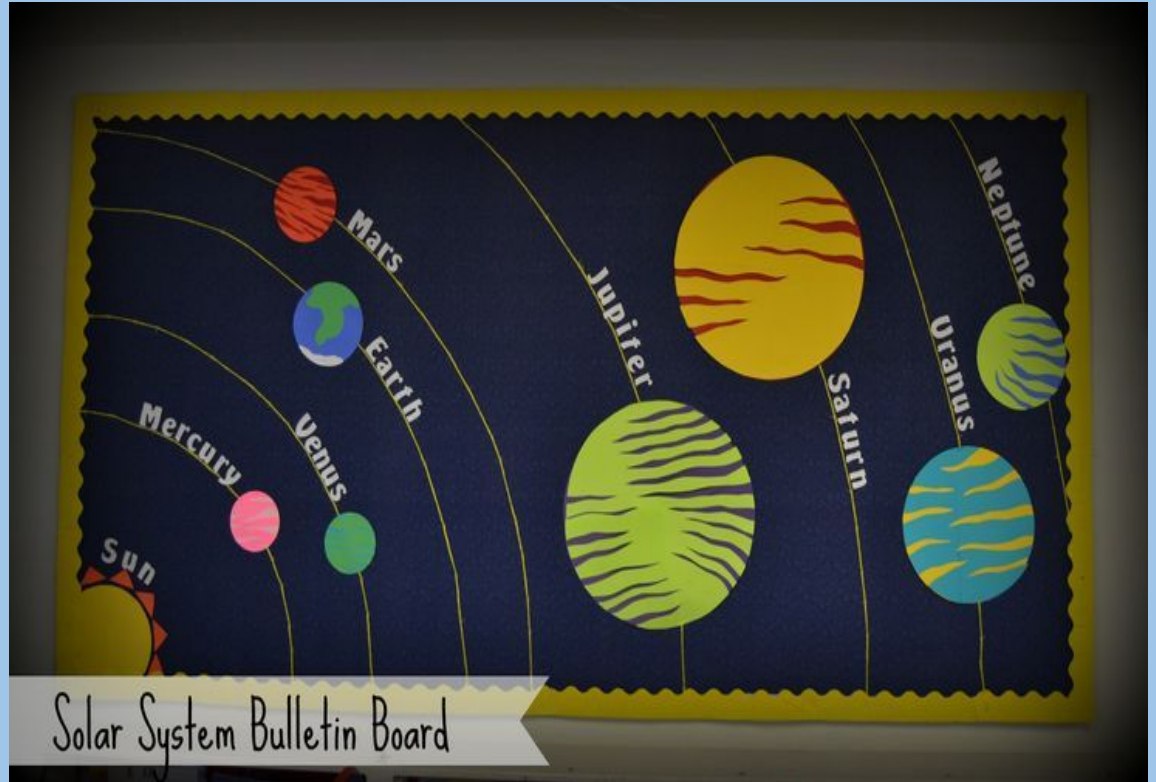


Solar System Board

Objective: The board lists all of the planets in the correct order, along with a neat image of what the sizing and coloring is like of each, to illustrate the solar system.

Target Audience: This would probably be for first or second grade because it is the most basic parts of the solar system.

Approximate Prep. Time: I would say this board would take close to an hour.

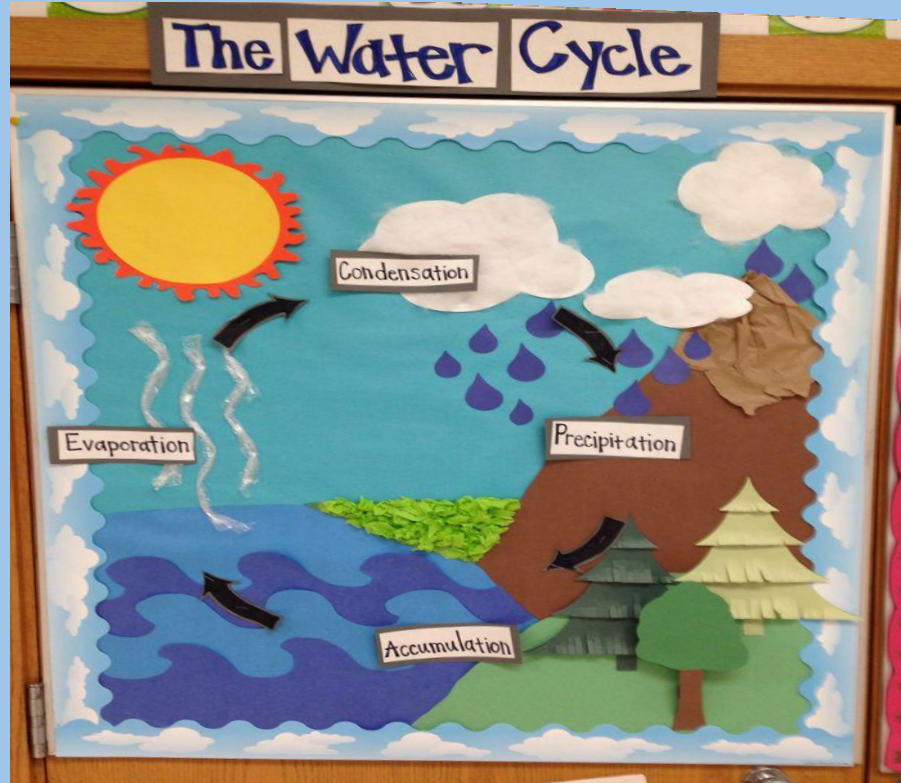


Water Cycle Board

Objective: This board visually displays the order of the water cycle, including the different stages and also where is occurs and how it happens.

Target Audience: This would most likely be for third grade.

Approximate Prep. Time: This would probably take about an hour or so to make it look neat.

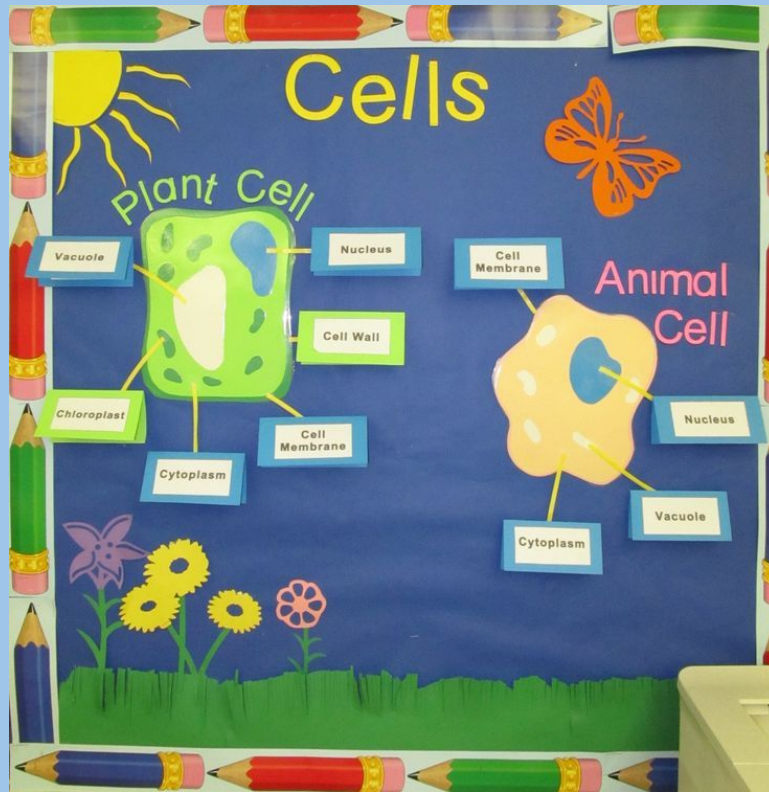


Cells Board

Objective: This board visually shows the students the different parts of the plant and animal cell, so they know what they look like, and how to differentiate the structure of the two.

Target Audience: The students could use this in 6th grade.

Approximate Prep Time: This would take about 45 minutes.



Reading and Writing

Parts of Speech Board

Objective: This board shows what nouns, verbs, and adjectives mean, along with picture examples to help them understand it more.

Target Audience: This would be used in a third grade classroom.

Approximate Prep. Time: This should take around 30 minutes to complete.



Punctuation Board

Objective: This board teaches the students all of the different punctuation that they can use in their writing and it explains when to use each one.

Target Audience: Probably kindergarten or first grade for when they start writing sentences.

Approximate Prep. Time: This should only take about 30 minutes.



Literary Elements Board

Objective: This teaches the students the different literary elements of a story when they are viewing different stories and the order of a plot, which will also help them when writing their own stories.

Target Audience: This is for fourth and fifth grade classrooms.

Approximate Prep. Time: This would take about 30 to 40 minutes.

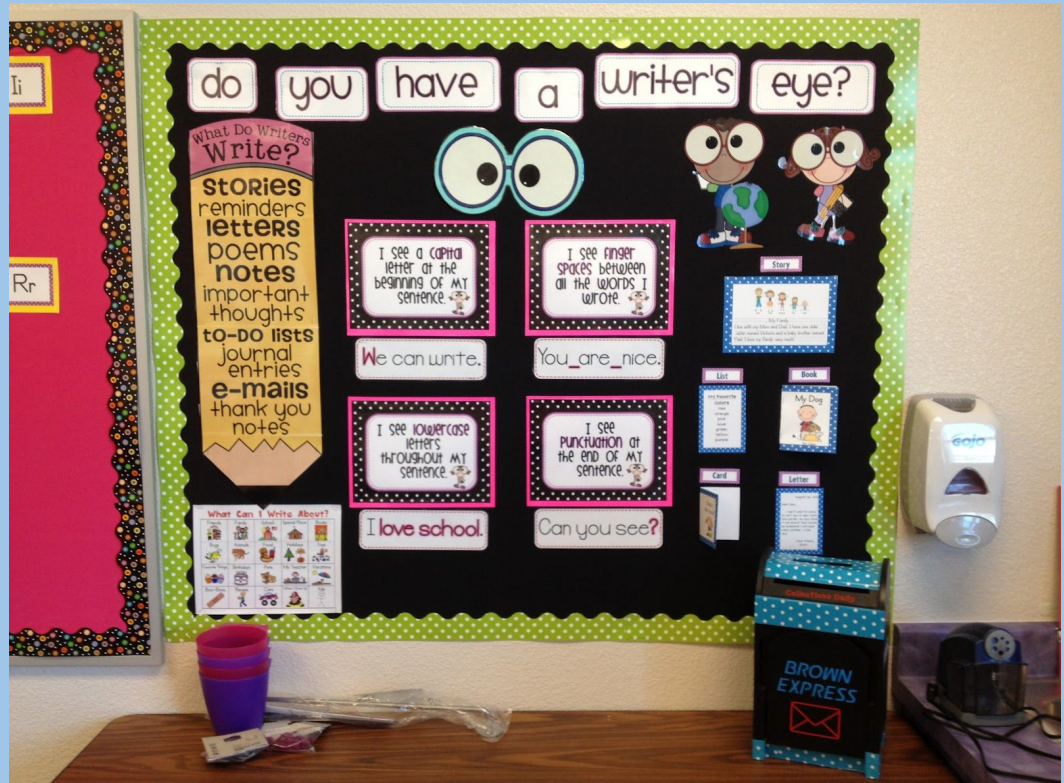


Editing Board

Objective: This board reminds kids how to effectively edit their writing assignments and when to use lower and upper case letters, spaces, and punctuation to make their writing better.

Target Audience: This is for second and third graders.

Approximate Prep. Time: This would take about 50 minutes.



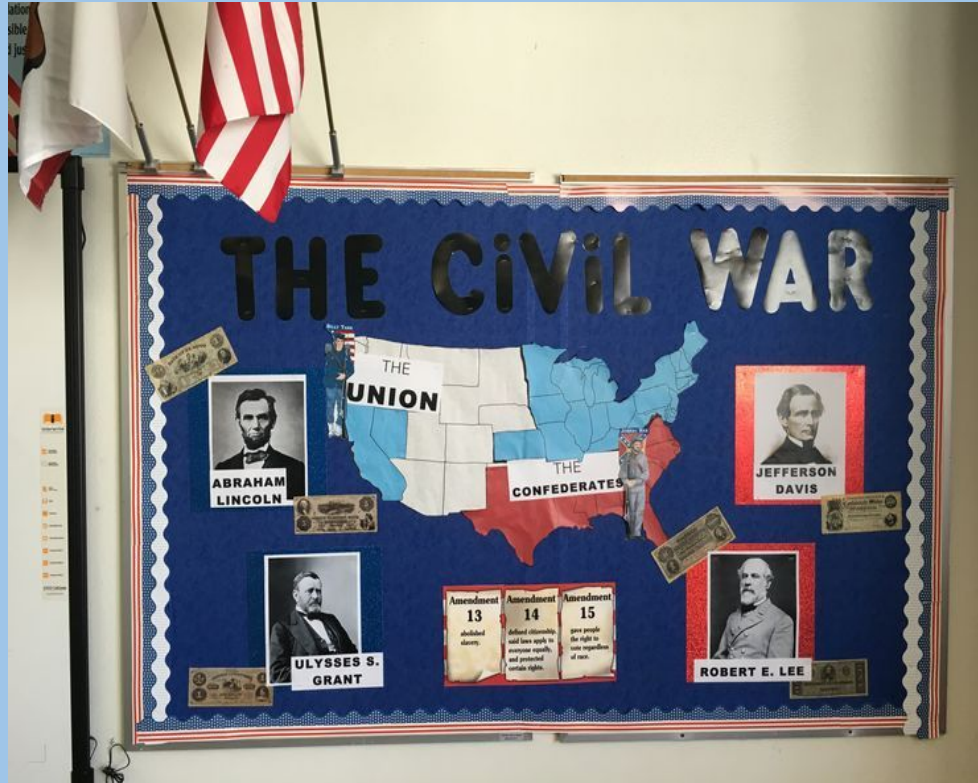
History Bulletin Board

Civil War Board

Objective: This board visually shows the different groups during the civil war on the map and also includes important people during that time period.

Target Audience: This would probably be used in 7th grade.

Approximate Prep. Time: This would probably take about 50 minutes.



Revolution Timeline Board

Objective: This board is a timeline, which can be changed out for any time period. The board will help them remember what order events took place in.

Target Audience: This could be used in any history class and adjusted accordingly. This specific one is for 7th grade.

Approximate Prep. Time: This should take 30 minutes at most.

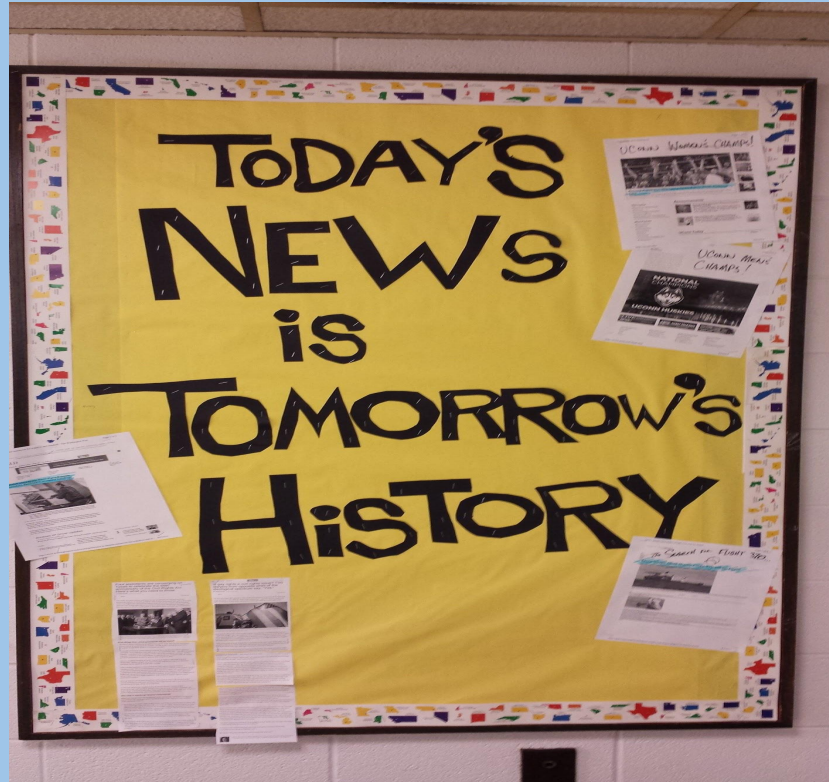


Current Events Board

Objective: This board is to keep track of all of the current events in the newspaper, which can be brought in by the students, that way they will know important things that are going on.

Target Audience: This can be used in any history class, probably in middle school.

Approximate Prep. Time: Should take 30 minutes at most, and the events can be changed out over time.



Miscellaneous Bulletin Boards

Daily Board

Objective: This board has information that the students refer to every day, like the month and day, and the time and weather.

Target Audience: This is best for kindergarten and first grade classes.

Approximate Prep. Time: This would probably take an hour and a half or so because it is larger and more detailed.



Back to School Board

Objective: The purpose of this board is to make kids excited and welcomed into the classroom at the beginning of the year. It also shows how we are all one family.

Target Audience: This can be used in all classrooms, specifically elementary classes.

Approximate Prep. Time: This should take about 45 minutes.



Encouraging Board

Objective: The purpose of this board is to remind the students that they can do what they set their mind to, and to make the class a more positive atmosphere.

Target Audience: This is a great board for elementary and middle school classrooms.

Approximate Prep. Time: This would probably take about 40 minutes at most.



Display Board

Objective: The purpose of this board is to show off and display the kids excellent work.

Target Audience: This board is best for elementary classrooms.

Approximate Prep. Time: This should take around 40 minutes.

